

## **APPENDIX 3**

### **ATC DATA FROM SITES ON KEY CENTRE CORDON**



## **ATC DATA FROM SITES ON KEY CENTRE CORDONS**

This section presents profiles of traffic entering the key centre, derived from automatic traffic counts over two consecutive weeks in November 2008-January 2009 on roads with at least 2000 vehicles per day.

The first sheet presents total traffic flows. The five day average flow for time period 0700-1000, combined with those from the other key centres in Greater Manchester (excluding Manchester), provides the 2008/09 data for the mandatory indicator LTP6b: Peak traffic flows to other Greater Manchester key centres.

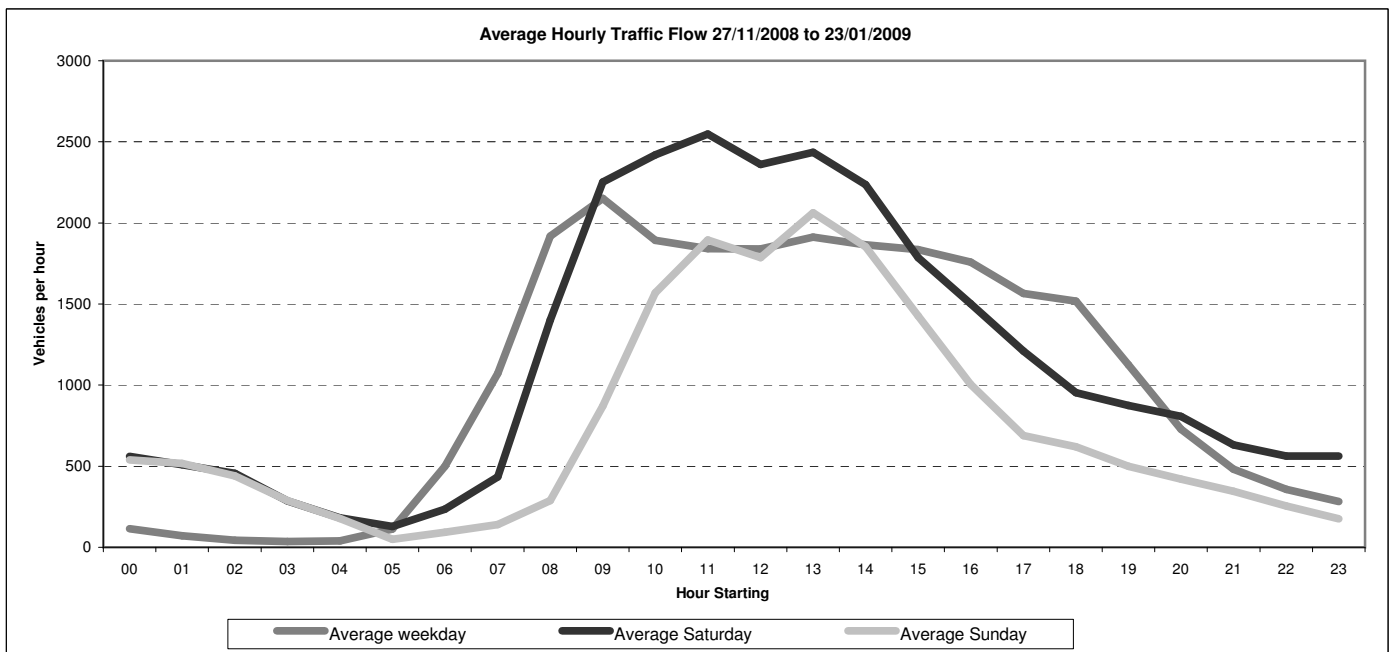
The second and subsequent sheets present data for each site as follows:

| <b>Site</b> | <b>Description</b> | <b>Direction</b> |
|-------------|--------------------|------------------|
| 00210270    | John Street        | Northbound       |
| 00210280    | Lord Street        | Southwest bound  |
| 00210291    | Spring Street      | Eastbound        |
| 00210301    | Haymarket Street   | Northeast bound  |
| 00210310    | Manchester Street  | Northeast bound  |
| 00210321    | Bolton Street      | Eastbound        |

**Greater Manchester Transportation Unit  
Automatic Traffic Counter Data from 27/11/2008 to 23/01/2009  
Bury Key Centre Total of All Sites**

Average vehicle flows (excluding School Holidays, Bank Holidays, roadworks etc)

| Hour starting               | Mon   | Tues  | Wed   | Thurs | Fri   | Sat   | Sun   | 5-day | 7-day |
|-----------------------------|-------|-------|-------|-------|-------|-------|-------|-------|-------|
| 00                          | 119   | 82    | 61    | 99    | 203   | 561   | 538   | 114   | 237   |
| 01                          | 76    | 36    | 33    | 53    | 158   | 510   | 517   | 72    | 196   |
| 02                          | 51    | 40    | 14    | 35    | 78    | 456   | 440   | 43    | 158   |
| 03                          | 32    | 37    | 14    | 31    | 68    | 287   | 289   | 36    | 113   |
| 04                          | 32    | 25    | 49    | 43    | 56    | 181   | 178   | 40    | 86    |
| 05                          | 100   | 113   | 118   | 105   | 126   | 128   | 49    | 113   | 107   |
| 06                          | 492   | 490   | 501   | 477   | 535   | 234   | 93    | 500   | 402   |
| 07                          | 1063  | 978   | 1074  | 1074  | 1171  | 434   | 141   | 1072  | 848   |
| 08                          | 1896  | 1799  | 1854  | 1973  | 2075  | 1402  | 288   | 1919  | 1613  |
| 09                          | 2024  | 1958  | 2426  | 1979  | 2374  | 2251  | 871   | 2152  | 1983  |
| 10                          | 1891  | 1775  | 1999  | 1659  | 2139  | 2420  | 1569  | 1893  | 1921  |
| 11                          | 1805  | 1608  | 2016  | 1692  | 2083  | 2549  | 1894  | 1841  | 1948  |
| 12                          | 1824  | 1682  | 1986  | 1673  | 2033  | 2360  | 1787  | 1839  | 1907  |
| 13                          | 1867  | 1756  | 1986  | 1827  | 2131  | 2436  | 2062  | 1913  | 2010  |
| 14                          | 1787  | 1724  | 1971  | 1731  | 2121  | 2237  | 1853  | 1866  | 1917  |
| 15                          | 1803  | 1745  | 1920  | 1735  | 1971  | 1787  | 1426  | 1835  | 1770  |
| 16                          | 1756  | 1671  | 1701  | 1793  | 1874  | 1502  | 1004  | 1759  | 1614  |
| 17                          | 1537  | 1470  | 1538  | 1664  | 1616  | 1209  | 688   | 1565  | 1388  |
| 18                          | 1458  | 1377  | 1529  | 1657  | 1562  | 954   | 619   | 1517  | 1309  |
| 19                          | 994   | 1097  | 1074  | 1247  | 1207  | 875   | 500   | 1125  | 999   |
| 20                          | 659   | 630   | 607   | 764   | 985   | 808   | 421   | 729   | 695   |
| 21                          | 357   | 411   | 365   | 516   | 756   | 632   | 346   | 481   | 484   |
| 22                          | 212   | 239   | 282   | 386   | 678   | 563   | 254   | 358   | 373   |
| 23                          | 140   | 128   | 222   | 273   | 649   | 562   | 175   | 283   | 307   |
| <b>TOTALS</b>               |       |       |       |       |       |       |       |       |       |
| <b>12 hour (0700-1900)</b>  | 20711 | 19543 | 22000 | 20457 | 23150 | 21541 | 14202 | 21171 | 20228 |
| <b>am peak (0700-1000)</b>  | 4983  | 4735  | 5354  | 5026  | 5620  | 4087  | 1300  | 5143  | 4444  |
| <b>off peak (1000-1600)</b> | 10977 | 10290 | 11878 | 10317 | 12478 | 13789 | 10591 | 11187 | 11473 |
| <b>pm peak (1600-1900)</b>  | 4751  | 4518  | 4768  | 5114  | 5052  | 3665  | 2311  | 4841  | 4311  |
| <b>24 hour (0000-2400)</b>  | 23975 | 22871 | 25340 | 24486 | 28649 | 27338 | 18002 | 25065 | 24385 |

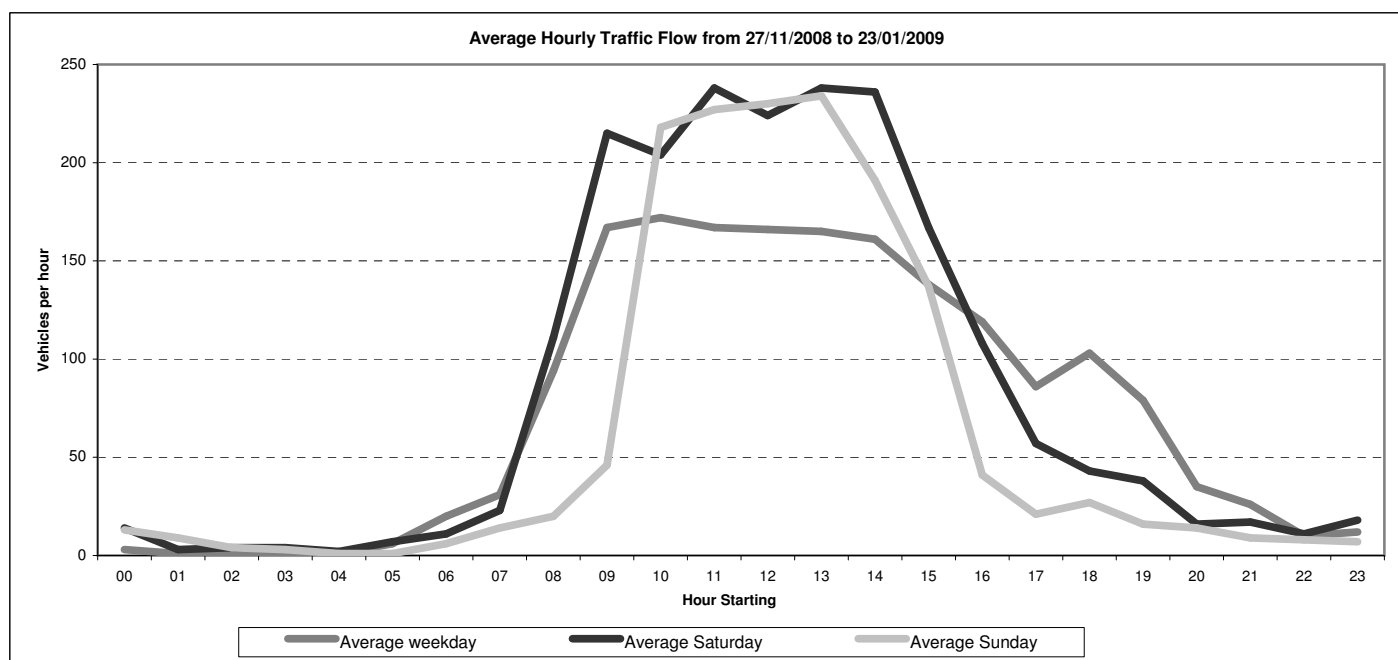


**Greater Manchester Transportation Unit**  
**Automatic Traffic Counter Data from 27/11/2008 to 23/01/2009**  
**Site No: 00210270      John Street Bury**

**North bound**

Average vehicle flows (excluding School Holidays, Bank Holidays, roadworks etc)

| Hour starting        | Mon  | Tues | Wed  | Thurs | Fri  | Sat  | Sun  | 5-day | 7-day |
|----------------------|------|------|------|-------|------|------|------|-------|-------|
| 00                   | 2    | 0    | 2    | 7     | 4    | 14   | 13   | 3     | 6     |
| 01                   | 0    | 1    | 0    | 2     | 1    | 3    | 9    | 1     | 2     |
| 02                   | 1    | 0    | 1    | 1     | 2    | 4    | 4    | 1     | 2     |
| 03                   | 1    | 0    | 0    | 0     | 0    | 4    | 3    | 0     | 1     |
| 04                   | 1    | 1    | 0    | 1     | 1    | 2    | 1    | 1     | 1     |
| 05                   | 7    | 5    | 5    | 6     | 5    | 7    | 1    | 6     | 5     |
| 06                   | 18   | 21   | 17   | 21    | 22   | 11   | 6    | 20    | 17    |
| 07                   | 30   | 31   | 30   | 33    | 31   | 23   | 14   | 31    | 27    |
| 08                   | 93   | 93   | 97   | 94    | 92   | 111  | 20   | 94    | 86    |
| 09                   | 161  | 143  | 195  | 146   | 189  | 215  | 46   | 167   | 156   |
| 10                   | 172  | 157  | 185  | 161   | 186  | 204  | 218  | 172   | 183   |
| 11                   | 174  | 150  | 166  | 143   | 200  | 238  | 227  | 167   | 185   |
| 12                   | 162  | 158  | 174  | 151   | 187  | 224  | 230  | 166   | 184   |
| 13                   | 177  | 143  | 181  | 148   | 175  | 238  | 234  | 165   | 185   |
| 14                   | 170  | 142  | 166  | 144   | 184  | 236  | 191  | 161   | 176   |
| 15                   | 140  | 121  | 147  | 138   | 142  | 167  | 137  | 138   | 142   |
| 16                   | 137  | 119  | 111  | 104   | 124  | 108  | 41   | 119   | 106   |
| 17                   | 100  | 76   | 69   | 104   | 83   | 57   | 21   | 86    | 73    |
| 18                   | 119  | 85   | 79   | 122   | 112  | 43   | 27   | 103   | 84    |
| 19                   | 80   | 61   | 111  | 102   | 42   | 38   | 16   | 79    | 64    |
| 20                   | 40   | 26   | 25   | 39    | 46   | 16   | 14   | 35    | 29    |
| 21                   | 24   | 31   | 30   | 29    | 15   | 17   | 9    | 26    | 22    |
| 22                   | 10   | 5    | 11   | 12    | 13   | 11   | 8    | 10    | 10    |
| 23                   | 9    | 8    | 12   | 10    | 20   | 18   | 7    | 12    | 12    |
| <b>TOTALS</b>        |      |      |      |       |      |      |      |       |       |
| 12 hour (0700-1900)  | 1635 | 1418 | 1600 | 1488  | 1705 | 1864 | 1406 | 1569  | 1587  |
| am peak (0700-1000)  | 284  | 267  | 322  | 273   | 312  | 349  | 80   | 292   | 269   |
| off peak (1000-1600) | 995  | 871  | 1019 | 885   | 1074 | 1307 | 1237 | 969   | 1055  |
| pm peak (1600-1900)  | 356  | 280  | 259  | 330   | 319  | 208  | 89   | 308   | 263   |
| 24 hour (0000-2400)  | 1828 | 1577 | 1814 | 1718  | 1876 | 2009 | 1497 | 1763  | 1758  |

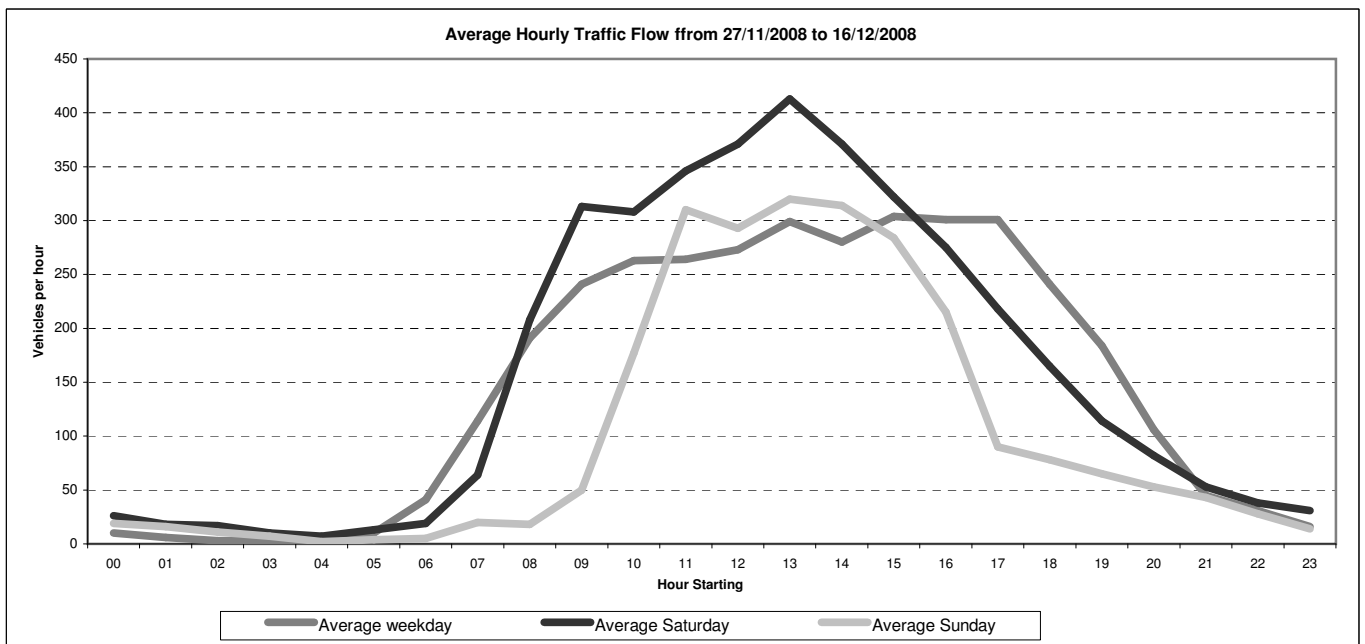


**Greater Manchester Transportation Unit**  
**Automatic Traffic Counter Data from 27/11/2008 to 16/12/2008**  
**Site No: 00210280 Lord Street Bury**

**Southwest bound**

Average vehicle flows (excluding School Holidays, Bank Holidays, roadworks etc)

| Hour starting        | Mon  | Tues | Wed  | Thurs | Fri  | Sat  | Sun  | 5-day | 7-day |
|----------------------|------|------|------|-------|------|------|------|-------|-------|
| 00                   | 10   | 8    | 10   | 11    | 10   | 26   | 19   | 10    | 13    |
| 01                   | 7    | 4    | 6    | 5     | 7    | 18   | 16   | 6     | 9     |
| 02                   | 6    | 3    | 0    | 2     | 6    | 17   | 11   | 3     | 6     |
| 03                   | 4    | 4    | 3    | 0     | 5    | 10   | 7    | 3     | 5     |
| 04                   | 2    | 2    | 2    | 4     | 6    | 7    | 2    | 3     | 4     |
| 05                   | 8    | 8    | 9    | 9     | 14   | 13   | 4    | 10    | 9     |
| 06                   | 43   | 37   | 38   | 37    | 48   | 19   | 5    | 41    | 32    |
| 07                   | 107  | 100  | 124  | 113   | 128  | 64   | 20   | 114   | 94    |
| 08                   | 179  | 160  | 204  | 196   | 218  | 208  | 18   | 191   | 169   |
| 09                   | 236  | 184  | 292  | 201   | 294  | 313  | 50   | 241   | 224   |
| 10                   | 260  | 217  | 302  | 223   | 314  | 308  | 177  | 263   | 257   |
| 11                   | 251  | 198  | 331  | 226   | 315  | 346  | 310  | 264   | 282   |
| 12                   | 275  | 246  | 306  | 231   | 307  | 371  | 293  | 273   | 290   |
| 13                   | 269  | 267  | 330  | 254   | 377  | 413  | 320  | 299   | 319   |
| 14                   | 265  | 241  | 280  | 262   | 351  | 371  | 314  | 280   | 298   |
| 15                   | 278  | 281  | 316  | 298   | 345  | 322  | 284  | 304   | 303   |
| 16                   | 267  | 293  | 293  | 312   | 340  | 275  | 215  | 301   | 285   |
| 17                   | 309  | 285  | 304  | 313   | 293  | 218  | 90   | 301   | 259   |
| 18                   | 230  | 233  | 242  | 272   | 227  | 165  | 78   | 241   | 207   |
| 19                   | 178  | 179  | 164  | 204   | 194  | 114  | 65   | 184   | 157   |
| 20                   | 96   | 114  | 105  | 107   | 107  | 82   | 53   | 106   | 95    |
| 21                   | 41   | 42   | 38   | 51    | 54   | 53   | 43   | 45    | 46    |
| 22                   | 33   | 25   | 20   | 40    | 39   | 38   | 28   | 31    | 32    |
| 23                   | 16   | 5    | 12   | 17    | 29   | 31   | 14   | 16    | 18    |
| <b>TOTALS</b>        |      |      |      |       |      |      |      |       |       |
| 12 hour (0700-1900)  | 2926 | 2705 | 3324 | 2901  | 3509 | 3374 | 2169 | 3072  | 2987  |
| am peak (0700-1000)  | 522  | 444  | 620  | 510   | 640  | 585  | 88   | 546   | 487   |
| off peak (1000-1600) | 1598 | 1450 | 1865 | 1494  | 2009 | 2131 | 1698 | 1683  | 1749  |
| pm peak (1600-1900)  | 806  | 811  | 839  | 897   | 860  | 658  | 383  | 843   | 751   |
| 24 hour (0000-2400)  | 3370 | 3136 | 3731 | 3388  | 4028 | 3802 | 2436 | 3530  | 3413  |

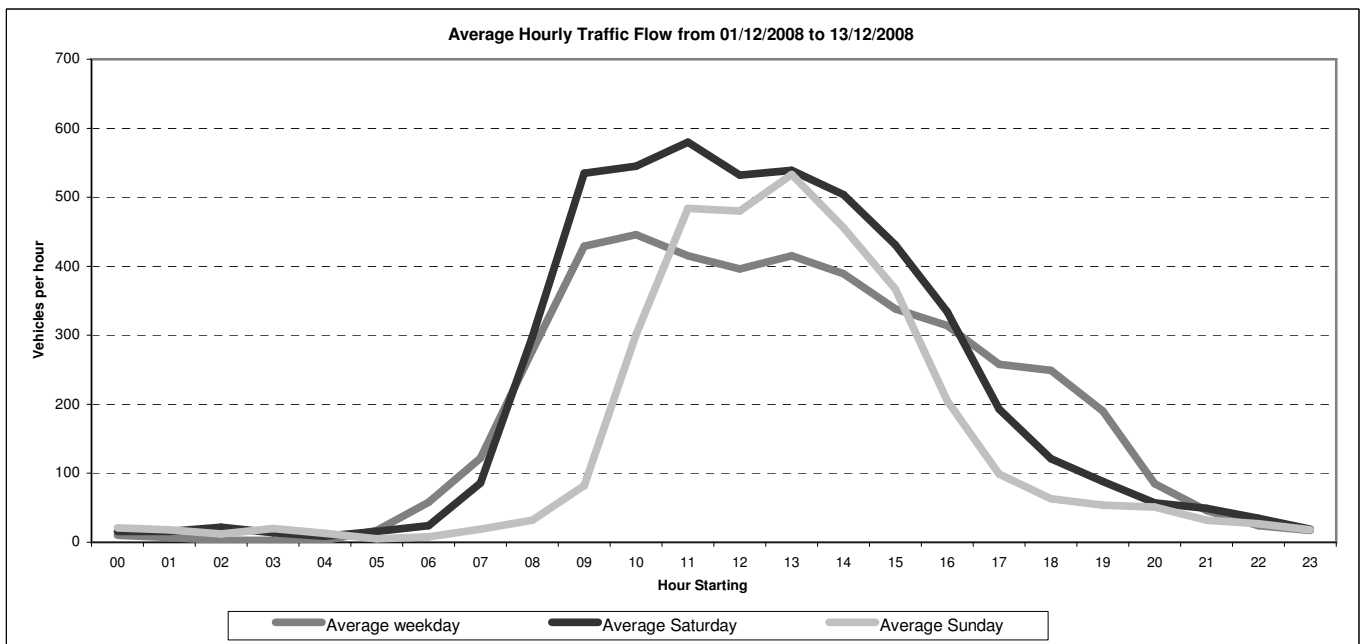


**Greater Manchester Transportation Unit**  
**Automatic Traffic Counter Data from 01/12/2008 to 13/12/2008**  
**Site No: 00210291 Spring Street Bury**

**East bound**

Average vehicle flows (excluding School Holidays, Bank Holidays, roadworks etc)

| Hour starting        | Mon  | Tues | Wed  | Thurs | Fri  | Sat  | Sun  | 5-day | 7-day |
|----------------------|------|------|------|-------|------|------|------|-------|-------|
| 00                   | 10   | 9    | 5    | 9     | 16   | 16   | 21   | 10    | 12    |
| 01                   | 8    | 8    | 2    | 5     | 10   | 16   | 18   | 7     | 10    |
| 02                   | 4    | 7    | 1    | 3     | 2    | 22   | 12   | 3     | 7     |
| 03                   | 3    | 3    | 2    | 2     | 3    | 14   | 20   | 3     | 7     |
| 04                   | 2    | 3    | 3    | 5     | 3    | 9    | 13   | 3     | 5     |
| 05                   | 13   | 15   | 20   | 19    | 18   | 16   | 5    | 17    | 15    |
| 06                   | 51   | 57   | 67   | 48    | 68   | 24   | 8    | 58    | 46    |
| 07                   | 130  | 91   | 136  | 120   | 133  | 86   | 19   | 122   | 102   |
| 08                   | 261  | 234  | 280  | 265   | 350  | 298  | 32   | 278   | 246   |
| 09                   | 408  | 346  | 471  | 369   | 552  | 535  | 82   | 429   | 395   |
| 10                   | 418  | 378  | 499  | 382   | 551  | 545  | 301  | 446   | 439   |
| 11                   | 386  | 337  | 489  | 351   | 511  | 580  | 484  | 415   | 448   |
| 12                   | 396  | 354  | 439  | 324   | 469  | 532  | 480  | 396   | 428   |
| 13                   | 416  | 359  | 431  | 391   | 480  | 539  | 533  | 415   | 450   |
| 14                   | 390  | 347  | 443  | 337   | 429  | 504  | 456  | 389   | 415   |
| 15                   | 330  | 330  | 358  | 304   | 369  | 431  | 367  | 338   | 356   |
| 16                   | 305  | 298  | 305  | 329   | 335  | 334  | 205  | 314   | 302   |
| 17                   | 251  | 247  | 270  | 275   | 249  | 193  | 99   | 258   | 226   |
| 18                   | 228  | 214  | 263  | 314   | 224  | 121  | 63   | 249   | 204   |
| 19                   | 186  | 193  | 184  | 215   | 171  | 88   | 54   | 190   | 156   |
| 20                   | 77   | 86   | 83   | 92    | 89   | 57   | 51   | 85    | 76    |
| 21                   | 36   | 44   | 45   | 50    | 57   | 49   | 32   | 46    | 45    |
| 22                   | 19   | 23   | 19   | 25    | 36   | 35   | 27   | 24    | 26    |
| 23                   | 13   | 10   | 13   | 18    | 31   | 19   | 18   | 17    | 17    |
| <b>TOTALS</b>        |      |      |      |       |      |      |      |       |       |
| 12 hour (0700-1900)  | 3919 | 3535 | 4384 | 3761  | 4652 | 4698 | 3121 | 4049  | 4011  |
| am peak (0700-1000)  | 799  | 671  | 887  | 754   | 1035 | 919  | 133  | 829   | 743   |
| off peak (1000-1600) | 2336 | 2105 | 2659 | 2089  | 2809 | 3131 | 2621 | 2399  | 2536  |
| pm peak (1600-1900)  | 784  | 759  | 838  | 918   | 808  | 648  | 367  | 821   | 732   |
| 24 hour (0000-2400)  | 4341 | 3993 | 4828 | 4252  | 5156 | 5063 | 3400 | 4512  | 4433  |

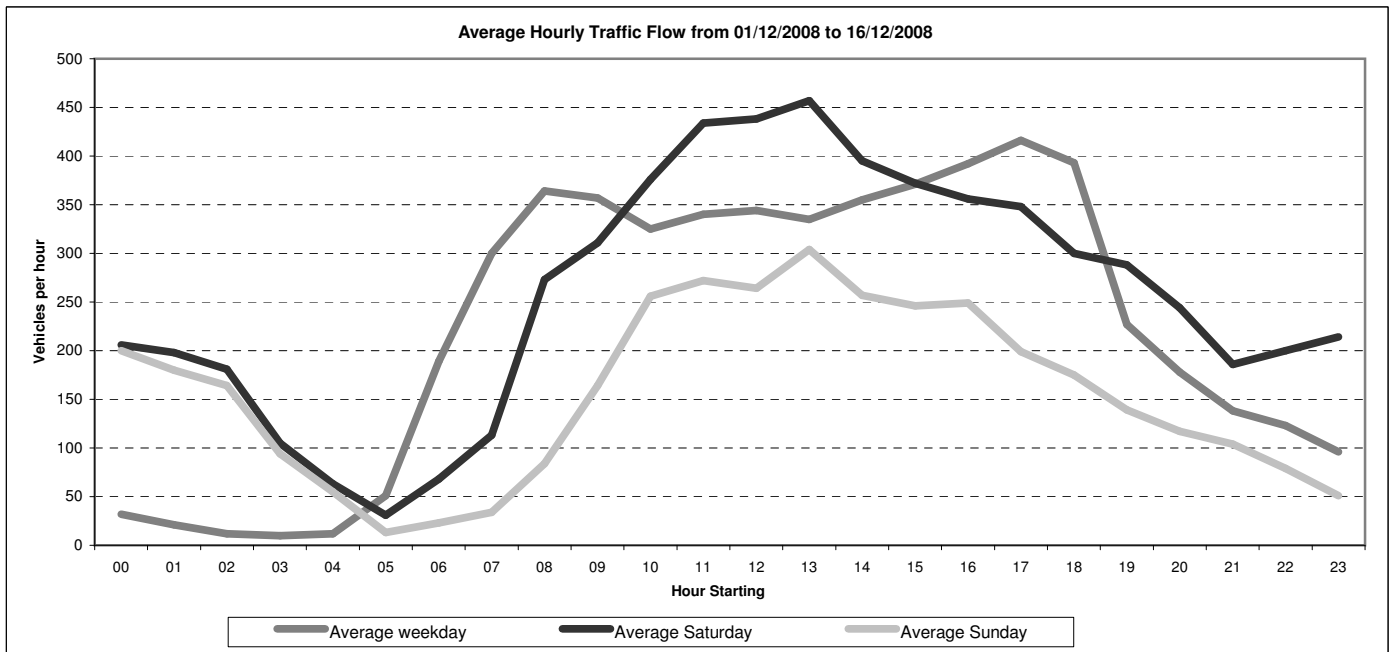


**Greater Manchester Transportation Unit**  
**Automatic Traffic Counter Data from 01/12/2008 to 16/12/2008**  
**Site No: 00210301 Haymarket Street Bury**

**Northeast bound**

Average vehicle flows (excluding School Holidays, Bank Holidays, roadworks etc)

| Hour starting        | Mon  | Tues | Wed  | Thurs | Fri  | Sat  | Sun  | 5-day | 7-day |
|----------------------|------|------|------|-------|------|------|------|-------|-------|
| 00                   | 40   | 21   | 13   | 19    | 67   | 206  | 200  | 32    | 81    |
| 01                   | 26   | 6    | 8    | 11    | 53   | 198  | 180  | 21    | 69    |
| 02                   | 14   | 7    | 5    | 11    | 25   | 181  | 164  | 12    | 58    |
| 03                   | 8    | 9    | 3    | 8     | 22   | 105  | 94   | 10    | 36    |
| 04                   | 10   | 9    | 15   | 11    | 17   | 63   | 55   | 12    | 26    |
| 05                   | 48   | 45   | 57   | 49    | 56   | 31   | 13   | 51    | 43    |
| 06                   | 192  | 193  | 186  | 184   | 188  | 68   | 23   | 189   | 148   |
| 07                   | 297  | 279  | 284  | 316   | 323  | 113  | 34   | 300   | 235   |
| 08                   | 358  | 343  | 360  | 385   | 374  | 273  | 84   | 364   | 311   |
| 09                   | 342  | 339  | 364  | 358   | 383  | 311  | 164  | 357   | 323   |
| 10                   | 338  | 310  | 319  | 301   | 356  | 376  | 256  | 325   | 322   |
| 11                   | 330  | 304  | 362  | 336   | 368  | 434  | 272  | 340   | 344   |
| 12                   | 338  | 326  | 361  | 330   | 364  | 438  | 264  | 344   | 346   |
| 13                   | 336  | 318  | 330  | 333   | 359  | 457  | 304  | 335   | 348   |
| 14                   | 333  | 347  | 359  | 334   | 403  | 395  | 257  | 355   | 347   |
| 15                   | 359  | 358  | 402  | 333   | 404  | 372  | 246  | 371   | 353   |
| 16                   | 387  | 355  | 378  | 390   | 448  | 356  | 249  | 392   | 366   |
| 17                   | 381  | 394  | 415  | 433   | 455  | 348  | 199  | 416   | 375   |
| 18                   | 365  | 374  | 393  | 419   | 416  | 300  | 175  | 393   | 349   |
| 19                   | 170  | 196  | 188  | 262   | 317  | 288  | 139  | 227   | 223   |
| 20                   | 128  | 143  | 139  | 214   | 264  | 244  | 117  | 178   | 178   |
| 21                   | 96   | 104  | 98   | 158   | 232  | 186  | 104  | 138   | 140   |
| 22                   | 60   | 78   | 98   | 139   | 242  | 200  | 79   | 123   | 128   |
| 23                   | 36   | 35   | 62   | 99    | 247  | 214  | 51   | 96    | 106   |
| <b>TOTALS</b>        |      |      |      |       |      |      |      |       |       |
| 12 hour (0700-1900)  | 4164 | 4047 | 4327 | 4268  | 4653 | 4173 | 2504 | 4292  | 4019  |
| am peak (0700-1000)  | 997  | 961  | 1008 | 1059  | 1080 | 697  | 282  | 1021  | 869   |
| off peak (1000-1600) | 2034 | 1963 | 2133 | 1967  | 2254 | 2472 | 1599 | 2070  | 2060  |
| pm peak (1600-1900)  | 1133 | 1123 | 1186 | 1242  | 1319 | 1004 | 623  | 1201  | 1090  |
| 24 hour (0000-2400)  | 4992 | 4893 | 5199 | 5433  | 6383 | 6157 | 3723 | 5381  | 5255  |



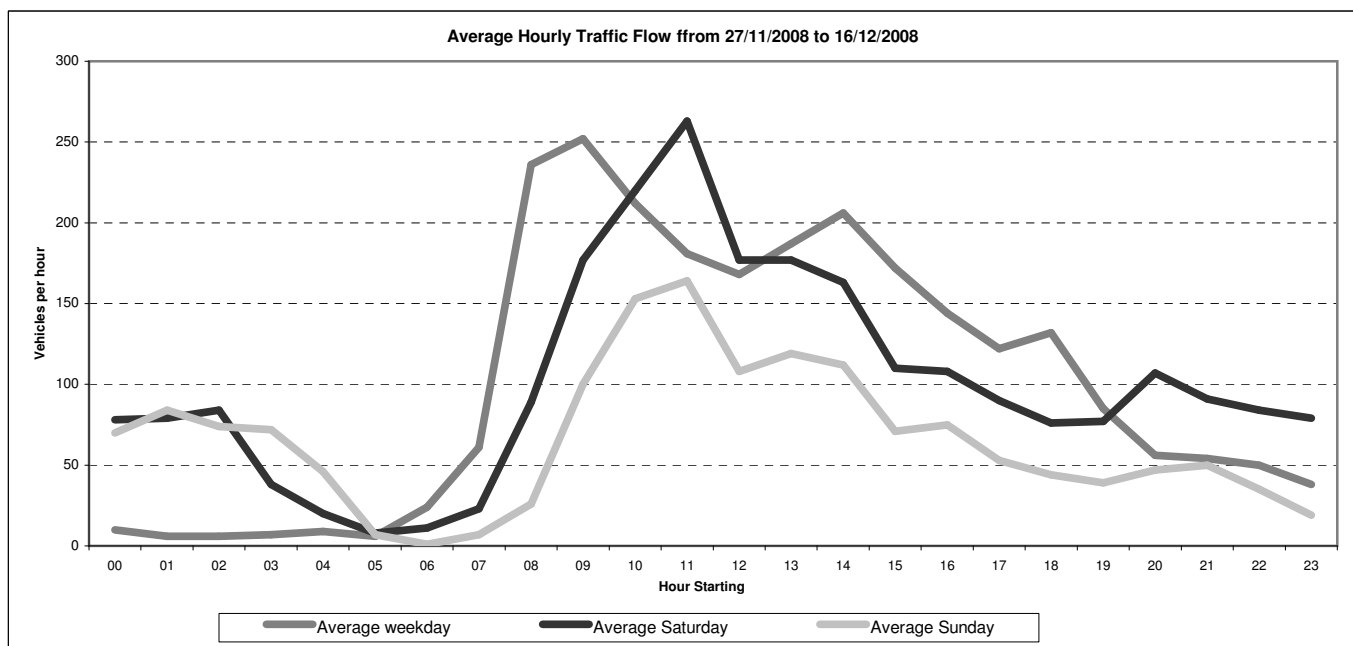


**Greater Manchester Transportation Unit**  
**Automatic Traffic Counter Data from 27/11/2008 to 16/12/2008**  
**Site No: 00210310 Manchester Street Bury**

**Northeast bound**

Average vehicle flows (excluding School Holidays, Bank Holidays, roadworks etc)

| Hour starting        | Mon  | Tues | Wed  | Thurs | Fri  | Sat  | Sun  | 5-day | 7-day |
|----------------------|------|------|------|-------|------|------|------|-------|-------|
| 00                   | 13   | 6    | 4    | 5     | 20   | 78   | 70   | 10    | 28    |
| 01                   | 7    | 2    | 3    | 4     | 15   | 79   | 84   | 6     | 26    |
| 02                   | 6    | 2    | 1    | 4     | 16   | 84   | 74   | 6     | 26    |
| 03                   | 5    | 7    | 2    | 7     | 16   | 38   | 72   | 7     | 25    |
| 04                   | 8    | 6    | 11   | 8     | 12   | 20   | 46   | 9     | 21    |
| 05                   | 5    | 5    | 7    | 6     | 7    | 8    | 7    | 6     | 8     |
| 06                   | 24   | 25   | 25   | 22    | 24   | 11   | 1    | 24    | 18    |
| 07                   | 60   | 58   | 58   | 61    | 66   | 23   | 7    | 61    | 48    |
| 08                   | 229  | 225  | 235  | 248   | 245  | 89   | 26   | 236   | 185   |
| 09                   | 239  | 242  | 263  | 251   | 263  | 177  | 100  | 252   | 219   |
| 10                   | 209  | 201  | 212  | 200   | 238  | 220  | 153  | 212   | 205   |
| 11                   | 185  | 153  | 191  | 182   | 195  | 263  | 164  | 181   | 190   |
| 12                   | 164  | 157  | 178  | 162   | 181  | 177  | 108  | 168   | 161   |
| 13                   | 190  | 177  | 188  | 198   | 181  | 177  | 119  | 187   | 176   |
| 14                   | 185  | 204  | 221  | 202   | 218  | 163  | 112  | 206   | 186   |
| 15                   | 170  | 168  | 199  | 169   | 155  | 110  | 71   | 172   | 149   |
| 16                   | 147  | 126  | 143  | 153   | 152  | 108  | 75   | 144   | 129   |
| 17                   | 110  | 117  | 124  | 131   | 127  | 90   | 53   | 122   | 107   |
| 18                   | 121  | 121  | 130  | 137   | 149  | 76   | 44   | 132   | 111   |
| 19                   | 65   | 74   | 71   | 99    | 115  | 77   | 39   | 85    | 77    |
| 20                   | 38   | 44   | 43   | 60    | 95   | 107  | 47   | 56    | 62    |
| 21                   | 37   | 38   | 37   | 53    | 107  | 91   | 50   | 54    | 59    |
| 22                   | 23   | 28   | 36   | 48    | 117  | 84   | 35   | 50    | 53    |
| 23                   | 14   | 14   | 25   | 38    | 97   | 79   | 19   | 38    | 41    |
| <b>TOTALS</b>        |      |      |      |       |      |      |      |       |       |
| 12 hour (0700-1900)  | 2009 | 1949 | 2142 | 2094  | 2170 | 1673 | 1032 | 2073  | 1866  |
| am peak (0700-1000)  | 528  | 525  | 556  | 560   | 574  | 289  | 133  | 549   | 452   |
| off peak (1000-1600) | 1103 | 1060 | 1189 | 1113  | 1168 | 1110 | 727  | 1126  | 1067  |
| pm peak (1600-1900)  | 378  | 364  | 397  | 421   | 428  | 274  | 172  | 398   | 347   |
| 24 hour (0000-2400)  | 2254 | 2200 | 2407 | 2448  | 2811 | 2429 | 1576 | 2424  | 2310  |



**Greater Manchester Transportation Unit**  
**Automatic Traffic Counter Data from 30/11/2008 to 16/12/2008**  
**Site No: 00210321 Bolton Street Bury**

**East bound**

Average vehicle flows (excluding School Holidays, Bank Holidays, roadworks etc)

| Hour starting        | Mon  | Tues | Wed  | Thurs | Fri  | Sat  | Sun  | 5-day | 7-day |
|----------------------|------|------|------|-------|------|------|------|-------|-------|
| 00                   | 44   | 38   | 27   | 48    | 86   | 221  | 215  | 49    | 97    |
| 01                   | 28   | 15   | 14   | 26    | 72   | 196  | 210  | 31    | 80    |
| 02                   | 20   | 21   | 6    | 14    | 27   | 148  | 175  | 18    | 59    |
| 03                   | 11   | 14   | 4    | 14    | 22   | 116  | 93   | 13    | 39    |
| 04                   | 9    | 4    | 18   | 14    | 17   | 80   | 61   | 12    | 29    |
| 05                   | 19   | 35   | 20   | 16    | 26   | 53   | 19   | 23    | 27    |
| 06                   | 164  | 157  | 168  | 165   | 185  | 101  | 50   | 168   | 141   |
| 07                   | 439  | 419  | 442  | 431   | 490  | 125  | 47   | 444   | 342   |
| 08                   | 776  | 744  | 678  | 785   | 796  | 423  | 108  | 756   | 616   |
| 09                   | 638  | 704  | 841  | 654   | 693  | 700  | 429  | 706   | 666   |
| 10                   | 494  | 512  | 482  | 392   | 494  | 767  | 464  | 475   | 515   |
| 11                   | 479  | 466  | 477  | 454   | 494  | 688  | 437  | 474   | 499   |
| 12                   | 489  | 441  | 528  | 475   | 525  | 618  | 412  | 492   | 498   |
| 13                   | 479  | 492  | 526  | 503   | 559  | 612  | 552  | 512   | 532   |
| 14                   | 444  | 443  | 502  | 452   | 536  | 568  | 523  | 475   | 495   |
| 15                   | 526  | 487  | 498  | 493   | 556  | 385  | 321  | 512   | 467   |
| 16                   | 513  | 480  | 471  | 505   | 475  | 321  | 219  | 489   | 426   |
| 17                   | 386  | 351  | 356  | 408   | 409  | 303  | 226  | 382   | 348   |
| 18                   | 395  | 350  | 422  | 393   | 434  | 249  | 232  | 399   | 354   |
| 19                   | 315  | 394  | 356  | 365   | 368  | 270  | 187  | 360   | 322   |
| 20                   | 280  | 217  | 212  | 252   | 384  | 302  | 139  | 269   | 255   |
| 21                   | 123  | 152  | 117  | 175   | 291  | 236  | 108  | 172   | 172   |
| 22                   | 67   | 80   | 98   | 122   | 231  | 195  | 77   | 120   | 124   |
| 23                   | 52   | 56   | 98   | 91    | 225  | 201  | 66   | 104   | 113   |
| <b>TOTALS</b>        |      |      |      |       |      |      |      |       |       |
| 12 hour (0700-1900)  | 6058 | 5889 | 6223 | 5945  | 6461 | 5759 | 3970 | 6116  | 5758  |
| am peak (0700-1000)  | 1853 | 1867 | 1961 | 1870  | 1979 | 1248 | 584  | 1906  | 1624  |
| off peak (1000-1600) | 2911 | 2841 | 3013 | 2769  | 3164 | 3638 | 2709 | 2940  | 3006  |
| pm peak (1600-1900)  | 1294 | 1181 | 1249 | 1306  | 1318 | 873  | 677  | 1270  | 1128  |
| 24 hour (0000-2400)  | 7190 | 7072 | 7361 | 7247  | 8395 | 7878 | 5370 | 7455  | 7216  |

