






Density Blackspots Ranked by Number of Pedestrian Accidents

Number of Accidents in Cluster

	183	(1)
	46	(1)
	19 to 23	(3)
	13 to 18	(12)
	6 to 12	(48)

This map is based upon Ordnance Survey material with the permission of Ordnance Survey on behalf of the Controller of Her Majesty's Stationery Office © Crown copyright. Unauthorised reproduction infringes Crown copyright and may lead to prosecution or civil proceedings. GMTU LA 100020983 2011.