





**Density Blackspots Ranked by Number of Child KSI Accidents**

	Number of Accidents in Cluster	Number of Clusters
	5	(2)
	3	(5)
	2	(14)
	1	(110)

© Crown copyright and database rights 2014 Ordnance Survey 100022610. Use of this data is subject to terms and conditions: You are granted a non-exclusive, royalty free, revocable licence solely to view the Licensed Data for non-commercial purposes for the period during which Transport for Greater Manchester makes it available; you are not permitted to copy, sub-license, distribute, sell or otherwise make available the Licensed Data to third parties in any form; and third party rights to enforce the terms of this licence shall be reserved to Ordnance Survey.